



8x10 A-Frame A810

- Board and Batten Siding
- 101" High - 4" off Ground
- 8 Nesting Boxes
- 4' x 8' Feed Room
- 6' x 8' Chicken Area
- Rustic Cedar Stain
- Walnut Brown Shingles
- Three 24"x27" Windows

Shown with Optional heavy duty wheel system.



6x10 A-Frame A610

- Tongue and Groove Siding
- 101" High - 4" off Ground
- 6 Nesting Boxes
- 4' x 6' Feed Room
- 6' x 6' Chicken Area
- Cedar Stain with Green Trim
- Forest Green Shingles
- Three 24"x27" Windows

Shown with Optional Painted Trim.



6x10 A-Frame A610

- LP Siding
- 101" High - 4" off Ground
- 6 Nesting Boxes
- 4' x 6' Feed Room
- 6' x 6' Chicken Area
- Buckskin Siding with White Trim
- Weather Gray Shingles
- Three 24"x27" Windows

A-Frame

The A-Frame is a classic style favored by many. With simple straight lines and beautiful trim, it has its own touch of class.

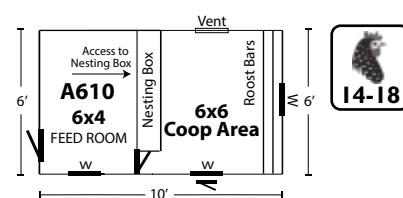
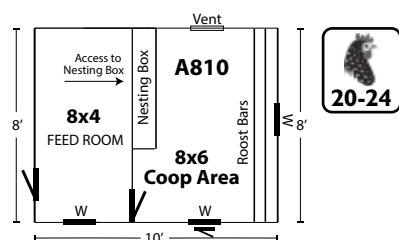
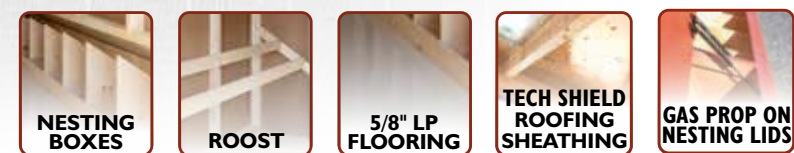


8x10 A-Frame A810

- LP Siding
- 101" High - 4" off Ground
- 8 Nesting Boxes
- 4' x 8' Feed Room
- 6' x 8' Chicken Area
- Red Siding with Beige Trim
- Cedar Shingles
- Three 24"x27" Window

Shown with Optional Painted Doors.

A-Frame Style Coop - Standard Features





8-12



8-12



4x6 A-Frame A46

- LP Siding
- 79" High - 14" off Ground
- 6 Nesting Boxes
- Light Gray Siding with White Trim
- Nickel Gray Shingles
- One 18"x23" Window



6-8



4x4 A-Frame A44

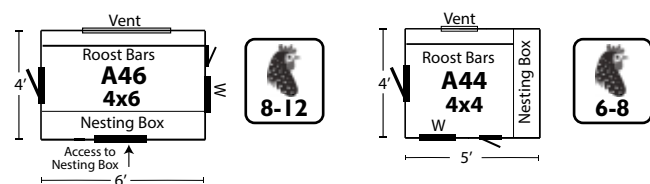
- LP Siding
- 65" High - 14" off Ground
- 4 Nesting Boxes
- Beige Siding with Chestnut Trim
- Walnut Brown Shingles
- One 12"x18" Window

A-Frame

The A-Frame is a classic style favored by many. With simple straight lines and beautiful trim, it has its own touch of class.



A-Frame Style Coop - Standard Features



4x6 A-Frame A46

- Board and Batten Siding
- 79" High - 14" off Ground
- 6 Nesting Boxes
- Cedar Stain
- Walnut Brown Shingles
- One 18"x23" Window



6-8



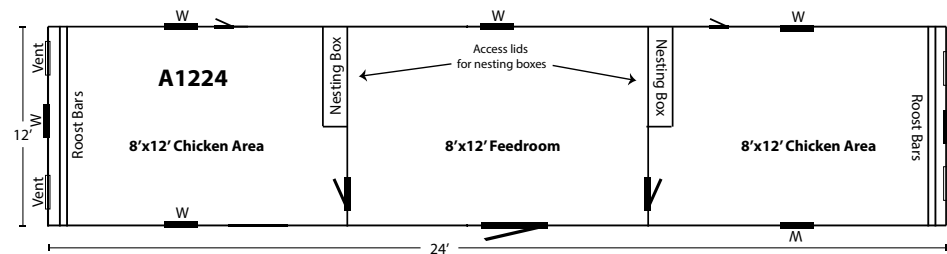
4x4 A-Frame A44

- Board and Batten Siding
- 65" High - 14" off Ground
- 4 Nesting Boxes
- Rustic Cedar Stain
- Weather Gray Shingles
- One 12"x18" Window

12x24 A-Frame A1224

- LP Siding
- Red Siding with White Trim
- 7 windows 24x36
- 1 single door
- 24 Nesting Boxes
- 2 chicken doors
- 2 8x12 chicken areas
- 1 8x12 feed room
- 4 vents

Shown with Optional White Metal Roof.



Common Problems

with backyard chickens, and how to fix them.

• Broody Hens who refuse to leave the nest

1. Try to break the habit by removing eggs as soon as they are laid.
2. Keep her away from the Nesting Boxes for approximately a week.
3. Nest inserts can be used which cause eggs to roll away as soon as they are laid.

• Blocked or Sour Crop

1. Keep poultry grit readily available at all times to help healthy digestion.
2. Try feeding her some oil and massaging several times a day to loosen blockage.
3. Garlic and natural yogurt can also be tried.

• Hen Pecking

1. Can be caused by boredom. Add items for distraction: a head of cabbage, greens, or hang a Peck a Block in the run.
2. Overcrowding can cause pecking, keep flock at the recommended size for your house.
3. If one hen seems to be being picked on and blood is being drawn, she must be removed as blood only encourages more pecking. Anti peck products can also be applied to the picked on hen to try to break the habit.



Interiors A-FRAME Style



Interior view of chicken area of A44 (pages 37)



Interior view of chicken area of A610 & A810 (pages 34-35)

Interior view of A46 (page 36,37)



Feed room of A1224 (page 38)



Chicken Area of A1224 (page 38)